


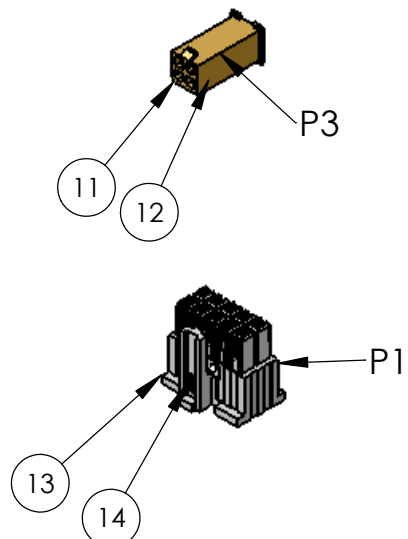
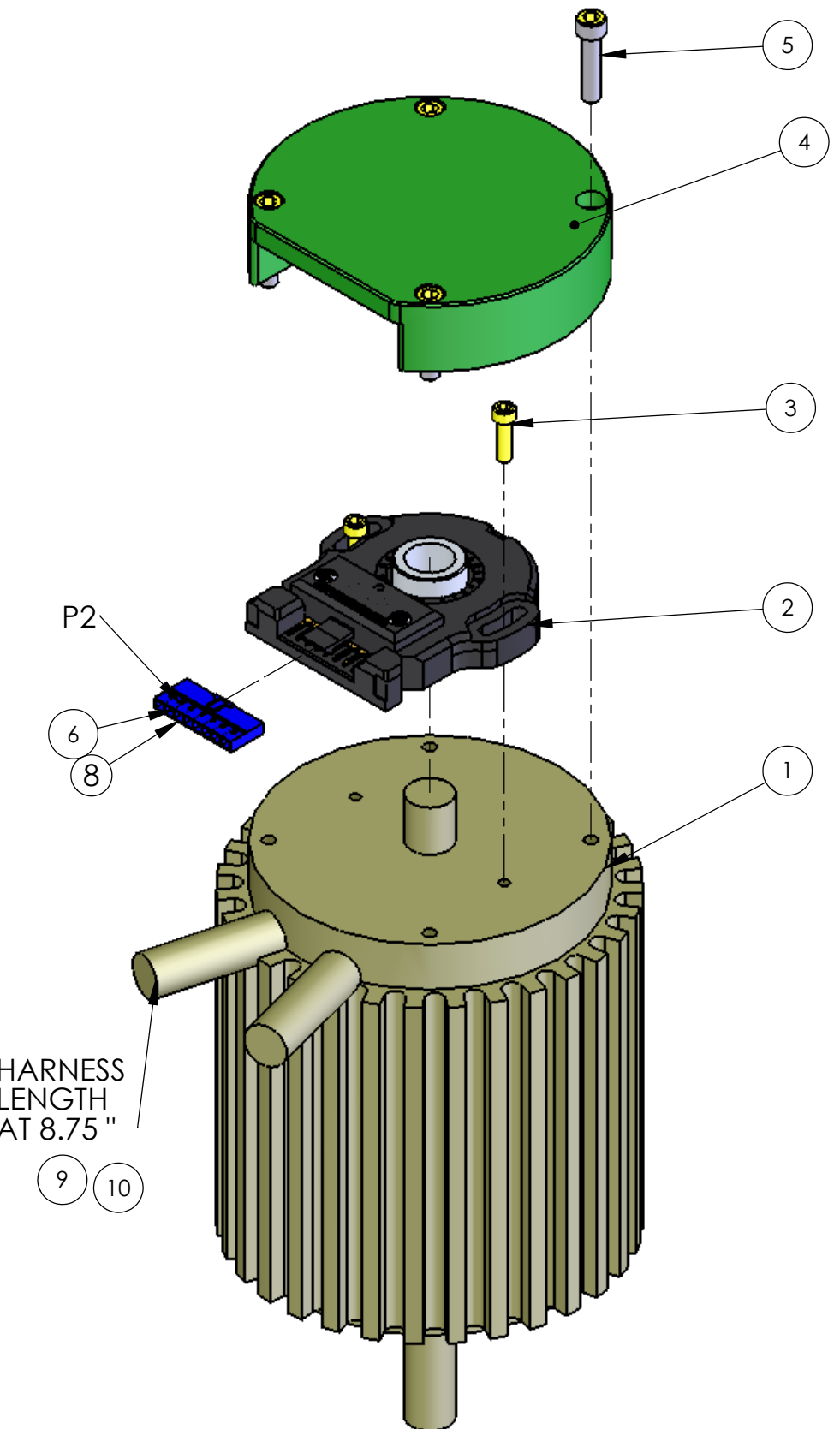
REVISIONS			
REV	DATE	ECO	APP'D

ITEM NO.	QTY.	PART	DESCRIPTION
1	1	100-0020-0	XL X-AXIS SIZE 23 SERVO MOTOR
3	2	500-2205-0	SCS 2-56 x .312 SS
8	4	416-0271-0	SOCKET
9	1	401-0002-0	4-WIRE JACKETED CABLE
10	2	450-0007-5	HEAT SHRINK .75 INCH EA.
11	1	416-0290-0	CONN 4 PIN DUAL ROW F CORD BLUE
12	3	416-0275-0	SOCKET
13	1	416-0295-0	CONNECTOR SAMTEC IPD1-05-D-P
14	9	416-0261-0	SOCKET
2	1	371-0011-0	MOTOR ENCODER
4	1	700-0849-0	XL SERVO MOTOR ENCODER COVER
5	2	550-2000-0	FLAT WASHER #2 REGULAR
6	4	500-4208-0	SCS 4-40 x .500 SS
7	1	416-0220-0	CONNECTOR, 8 PIN SINGLE ROW



Wrap wires in black electrical tape as shown in photo. Add wire 132-0214-0 (page 4) before taping.

XL X-AXIS SERVO MOTOR WIRE LIST						
WIRE #	ITEM #	GAUGE	COLOR	DESCRIPTION	FROM	TO
1	1	22	YEL	+5V	P1-1	-
2	1	22	GRY	GND	P1-2	-
3	1	22	BRN	HALL U	P1-3	-
4	1	22	BLU	HALL V	P1-4	-
5	1	22	ORG	HALL W	P1-10	-
6	12	26	RED	+5V	P1-6	P2-4
7	13	26	BLK	GND	P1-7	P2-1
8	14	26	GRN	PHASE A	P1-8	P2-3
9	15	26	WHT	PHASE B	P1-9	P2-5
10	1	18	BLK	PHASE A	P3-1	-
11	1	18	RED	PHASE B	P3-2	-
12	1	18	GRN	PHASE C	P3-3	*



APPROVALS	DATE
DRAWN	DATE
CHECKED	SERVICE
ENGINEERING	PRODUCTION

PROPRIETARY NOTE
 THIS DRAWING AND ANY DATA DISCLOSED THEREIN IS THE PROPERTY OF UNIVERSAL LASER SYSTEMS, INC AND CONSTITUTES AND CONTAINS PROPRIETARY AND CONFIDENTIAL INFORMATION. NEITHER RECEIPT NOR POSSESSION OF THIS DRAWING CONFERS OR TRANSFERS ANY RIGHT TO DUPLICATE, USE, OR DISCLOSE ANY INFORMATION CONTAINED HEREIN EXCEPT AS EXPRESSLY AUTHORIZED BY UNIVERSAL LASER SYSTEMS, INC.

Universal Laser Systems, Inc.

TITLE: XL X-AXIS SERVO MOTOR ASSY

SIZE: B DRAWING NO.: 130-0071(0072)-0 REV:

DO NOT SCALE DRAWING SCALE: N/A SHEET: 23d OF 24