








Align Camera (Camera Optional)

Used for calibrating offset from center of focus lens to center of camera.

1. Focus on material.
2. Press  /  / Align Camera / .
3. Place material in lower right corner.
4. Press  OK, a cross hair will be engraved. DO NOT MOVE MATERIAL.
5. After cross hair appears scroll down to ALIGN CROSS HAIR, press .
6. Wait 5 seconds then move arm by hand. Align cross hair over marked cross hair.
7. Press  to save.
8. Offset will appear.
9. Press  to quit.