





Set Lens Focus

Set Z height for use with Auto Z.

1. Remove all objects from underneath the Z axis table.
2. Scroll down to Home Z Axis, then press . Z table will lower to bottom sensor.
3. Press  to return to the motion menu, press  again to toggle to Z Axis.
4. Using the arrow keys  focus to the top of the table using the appropriate focus tool.
5. Scroll down to SET LENS FOCUS, choose yes.
6. Z axis will now read 0 on the display.